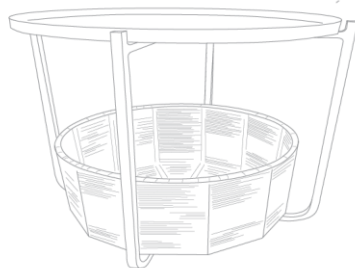
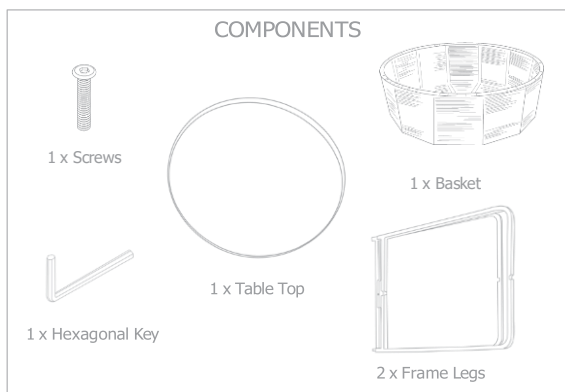


OLIVER BONAS

IGGY COFFEE TABLE



INSTRUCTIONS

1



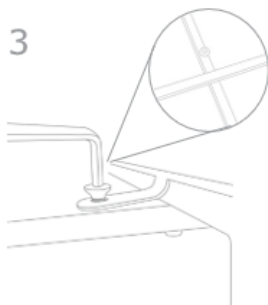
Open the cross frame

2



Insert the screw into the top hole

3



Tighten with hexagonal key provided

4



Place table top on frame

OLIVER BONAS

IGGY COFFEE TABLE

We hope you love your purchase, however if you aren't completely happy please retain your packaging to ensure its safe return

FRAME

Made from iron

FINISH

Powder coated legs

Electroplated table top

CARING FOR YOUR FURNITURE

To help maintain the beauty and performance of your piece of furniture do not use abrasive cleaners Wipe with a damp cloth, followed by a dry cloth. Any spills should be removed immediately. Never let them dry out on the surface

Always use a coaster when having a cuppa to protect the surface

Take care when moving the furniture.

Do not drag furniture as it may cause damage to the joints or floor

Do not sit or stand on the table. Not suitable for outdoor use

Not suitable for bathrooms and not recommended for children's rooms

Ensure the legs are level and angled correctly. Do not overload

Max load 15kg

Ensure weight is evenly distributed

Check fittings and assembly regularly as they may come loose over time

Designed for domestic use only

Please retain this information for future reference